

ABHYUDAYA CO-OPERATIVE BANK LTD.

ON-LINE EXAMINATION - FOR RECRUITMENT OF CLERKS

INFORMATION HANDOUT

This handout contains details pertaining to various aspects of the online exam you are going to undertake and important instructions about related matters. You are advised to study the handout carefully as it will help you in preparing for the examination.

The on-line examination will comprise the following objective type multiple choice tests as stated below :

Sr. No.	Test	No of Ques	Marks	Time
1	Reasoning	40	40	Composite Time of 2 hours
2	English Language	40	40	
3	Numerical Ability	40	40	
4	General Awareness (with special reference to Banking Industry)	40	40	
5	Computer Knowledge	40	40	
	Total	200	200	

The time for the test is 120 minutes; however you may have to be at the venue for approximately 180 minutes including the time required for logging in, collection of the call letters, giving of instructions etc. The tests will be provided in English only. You can attempt any question from 1 to 200 at any point of time within these 120 minutes. All the questions will have multiple choices. Out of the four answers to a question only one will be the correct answer. **You have to select the most appropriate answer and 'mouse click' that alternative which you feel is appropriate/correct. The alternative/option that you have clicked on will be highlighted and will be treated as your answer to that question. There will be penalty for wrong answers marked by you. For every wrong answer marked by you, 1/4th of the marks assigned to that question will be deducted as penalty.**

Please note that the types of questions in this handout are only illustrative and not exhaustive. In the actual examination you will find questions of a higher difficulty level on some or all of these types and also questions on the types not mentioned here.

SAMPLE QUESTIONS

Reasoning

This is a test to see how well you can think. It contains questions of various kinds

Directions: In these series, you will be looking at both the letter pattern and the number pattern. Fill the blank in the middle of the series or end of the series.

1. SCD, TEF, UGH, _____, WKL
 - A. CMN
 - B. UJI
 - C. VIJ
 - D. IJT

2. B₂CD, _____, BCD₄, B₅CD, BC₆D
 - A. B₂C₂D
 - B. BC₃D
 - C. B₂C₃D
 - D. BCD₇

Direction: A good way to figure out the relationship in a given question is to make up a sentence that describes the relationship between the first two words. Then, try to use the same sentence to find out which of the answer choices completes the same relationship with the third word.

3. Odometer is to mileage as compass is to
 - A. speed
 - B. hiking
 - C. needle
 - D. direction

4. Cup is to coffee as bowl is to
 - A. dish
 - B. soup
 - C. spoon
 - D. food

Direction: In each series, look for the degree and direction of change between the numbers. In other words, do the numbers increase or decrease, and by how much

5. Look at this series: 2, 1, (1/2), (1/4), ... What number should come next?
- A. (1/3)
 - B. (1/8)
 - C. (2/8)
 - D. (1/16)

English Language

This is a test to see how well you know English. Your English language ability would be tested through questions on grammar, vocabulary, sentence completion, synonyms, antonyms, comprehension of a passage, etc. Study and answer the sample questions given below:

Direction: In the following questions choose the word which is the exact OPPOSITE of the given words

Q.6. ENORMOUS

- (1) Soft (2) Average (3) Tiny (4) Weak

Q.7. ARTIFICIAL

- (1) Red (2) Natural (3) Truthful (4) Solid

Directions: In the questions below the sentences have been given in Direct/Indirect speech. From the given alternatives, choose the one which best expresses the given sentence in Indirect/Direct

Q.8. "If you don't keep quiet I shall shoot you", he said to her in a calm voice.

- A. He warned her to shoot if she didn't keep quiet calmly.
- B. He said calmly that I shall shoot you if you don't be quiet.
- C. He warned her calmly that he would shoot her if she didn't keep quiet.
- D. Calmly he warned her that be quiet or else he will have to shoot her.

Q.9 I told him that he was not working hard.

- A. I said to him, "You are not working hard."
- B. I told to him, "You are not working hard."
- C. I said, "You are not working hard."
- D. I said to him, "He is not working hard."

Direction: Pick out the most effective word(s) from the given words to fill in the blank to make the sentence meaningfully complete.

Q.10 Fate smiles those who untiringly grapple with stark realities of life.

- A. with
- B. over
- C. on
- D. round

Numerical Ability

This test is designed to measure how fast and accurate you are in dealing with numbers.

Q.12 If $a - b = 3$ and $a^2 + b^2 = 29$, find the value of ab .

- A. 10
- B. 12
- C. 15
- D. 18

Q.13. Which one of the following is not a prime number?

- A. 31
- B. 61
- C. 71
- D. 91

Q.14. The cost price of 20 articles is the same as the selling price of x articles. If the profit is 25%, then the value of x is:

- A. 15
- B. 16
- C. 18
- D. 25

Q.15. A sum of money at simple interest amounts to Rs. 815 in 3 years and to Rs. 854 in 4 years. The sum is:

- A. Rs. 650
- B. Rs. 690
- C. Rs. 698
- D. Rs. 700

General Awareness (with special reference to Banking Industry)

This test is designed to measure your awareness about the past and present events.

Q.16. Which of the following bodies tightened the norms for foreign exchange risk cover in India mentioning that only companies with a networth of Rs 200 crore can use derivatives to hedge against risk of volatility in currency rates?

- A. IMF
- B. RBI
- C. SEBI
- D. Union Ministry of Finance

Q.17. The sensitive index of National Stock Exchange of India is popularly known as....

- A. SENSEX
- B. CRIS
- C. CSE
- D. NIFTY

Q.18. Which of the following public sector banks in November 2011 froze its lending to the power sector?

- A. SBI
- B. Allahabad Bank
- C. PNB
- D. United Bank of India

Q.19. Which Indian PSU bank in tune with its plans to expand its retail division in the UK entered the mortgage market in the country for the first time?

- A. Punjab National Bank
- B. Oriental Bank of Commerce
- C. State bank of India
- D. Indian Overseas Bank

Q.20. Which bank signed a memorandum of understanding with Dewan Housing Finance Corporation (DHFL) under which DHFL will distribute home loans to Yes Bank's customers?

- A. Canara Bank
- B. ABN Amro bank
- C. Yes Bank
- D. HSBC

Q.21. The Reserve Bank of India (RBI) in a bid to tame inflationary pressure hiked the short-term indicative policy rate (repo rate) by 50 basis points on 26 July 2011. The repo rate currently stands at what percentage?

- A. 7%
- B. 7.5%
- C. 8%
- D. 8.5%

Q.22 World Day for Water is observed on which of the following dates?

- A. 22 August
- B. 22 July
- C. 22 October
- D. 22 March

Computer Knowledge

Q.23. What is the full form of IP?

- A. Internet program
- B. Internet protocol
- C. Interface program
- D. Interface protocol

Q.24. Computer Keyboard is an example of

- A. input device
- B. output device
- C. input and output both
- D. none of these

Q.25. . — is the heart of the computer and this is where all the computing is done.

- A. Keyboard
- B. Mouse
- C. Central Processing Unit
- D. Printer



Online Examination User Guide

The screenshot shows a web interface for an online examination system. At the top, there is a header bar with the text 'ONLINE EXAMINATION SYSTEM'. Below this is a central white box with a rounded border containing the 'Sign In' form. The form has the title 'Sign In' in bold. It includes three input fields: 'Username', 'Password', and a dropdown menu with the text 'Please Select' and a downward arrow. Below these fields is a blue button with the text 'Sign In'. At the bottom of the page, there are two buttons: 'Instructions' and 'Admin Sign In'.

➤ **Username**

Username is same as the seat number assigned to the user. All characters in username should be entered in uppercase.

➤ **Password**

Password or token is provided at the center by the administrator. Password is case sensitive and should be entered exactly as assigned to the user.

➤ **Test selection**

Users are required to select their test from the dropdown, as per course mentioned on your Hall ticket.

➤ **Sign In**

After entering all three fields (Username, Password, Test Selection) user should click on “Sign In” button. If provided details are correct, user is logged in and redirected to examination page.

- **Login Failed**-Login failed message is displayed if,
 1. User has entered incorrect username, password, test combination.
 2. User has submitted test through “Submit Test” button.
 3. User has exceeded allotted examination time.
 4. User has exceeded maximum number of re-logins.

The screenshot shows an online examination interface. At the top, there are four callout boxes: 'Question Information' (pointing to the question details), 'User Information' (pointing to the user details), 'Question Description' (pointing to the question text), and 'Timer' (pointing to the time remaining). The interface includes a header with 'Demo Online Examination' and user IDs, a question number and marks indicator, a question text 'Are you playing tennis?', a table of options with descriptions, and a footer with navigation buttons and a 'Submit Test' button.

Option	Description
<input type="radio"/> A	simple present
<input type="radio"/> B	simple past
<input type="radio"/> C	present continuous
<input type="radio"/> D	past continuous

Description

Examination page is displayed to user after successful login. Following sections explain different parts of examination page.

➤ **User Information**

User's full name, center code and seat number is displayed at top-left of the page.

➤ **Timer**

Time remaining is displayed at top-right of the page.

➤ **Question Information**

Question number, marks for question, bookmark and Invalid status of question is displayed in this section which appears below the top row.

➤ **Question Description**

This section (light gray box) is the actual question displayed to user.

Are you playing tennis?

Option	Description
<input type="radio"/> A	simple present
<input type="radio"/> B	simple past
<input type="radio"/> C	present continuous
<input type="radio"/> D	past continuous

O
P
T
I
O
N



- **Options**
This section displays all options available for the question displayed above. User should click on one of the options to mark their answer.
- **Navigation**
Bottom-center of exam page has four navigation links (First, Previous, Next, Last) to move across questions.
- **Questions, Bookmark**
Bottom-left of the page has three buttons. Clicking on “Questions” buttons shows list of questions (Explained later). Clicking on “Bookmark” button adds a bookmark icon to the question in case user wants to revisit the question later.
- **Clear and Submit Test**
Bottom-right of the page has two buttons. Clicking on “Clear” deselects option if user has selected one. Clicking on “Submit Test” button prompts user to confirm that user wants to submit/end test.

ONLINE EXAMINATION SYSTEM

The screenshot displays the interface of an online examination system. At the top, there is a header with the text "Demo Online Examination" and two long alphanumeric strings. A green notification bar at the top center reads "Saved option (B) for question (1)". To the right of the notification, a timer shows "9 m 56 s". Below the header, the question is "Are you playing tennis?". A callout box with the text "Save Message After Option Selection" points to the notification bar. Below the question, there is a table of options:

Option	Description
<input type="radio"/> A	simple present
<input checked="" type="radio"/> B	simple past
<input type="radio"/> C	present continuous
<input type="radio"/> D	past continuous

A callout box with the text "Select Option" points to the radio button for option B. At the bottom of the interface, there is a navigation bar with buttons for "Questions", "Bookmark", "First", "Previous", "Next", "Last", "Clear", and "Submit Test".

➤ Select Option

Clicking on one of the radio buttons next to option selects and saves the option for the question displayed. If the option is saved successfully, a green notification bar confirming save is displayed at top of the page.

➤ Saved Message

A green notification bar confirming save is displayed at top of the page. In case of any error, a red bar appears. Users should immediately notify administrators in case of error.

ONLINE EXAMINATION SYSTEM

Demo Online Examination
demo_1532327394143130, demo_1532327394143130

Cleared selection for question (1)

8 m 22 s

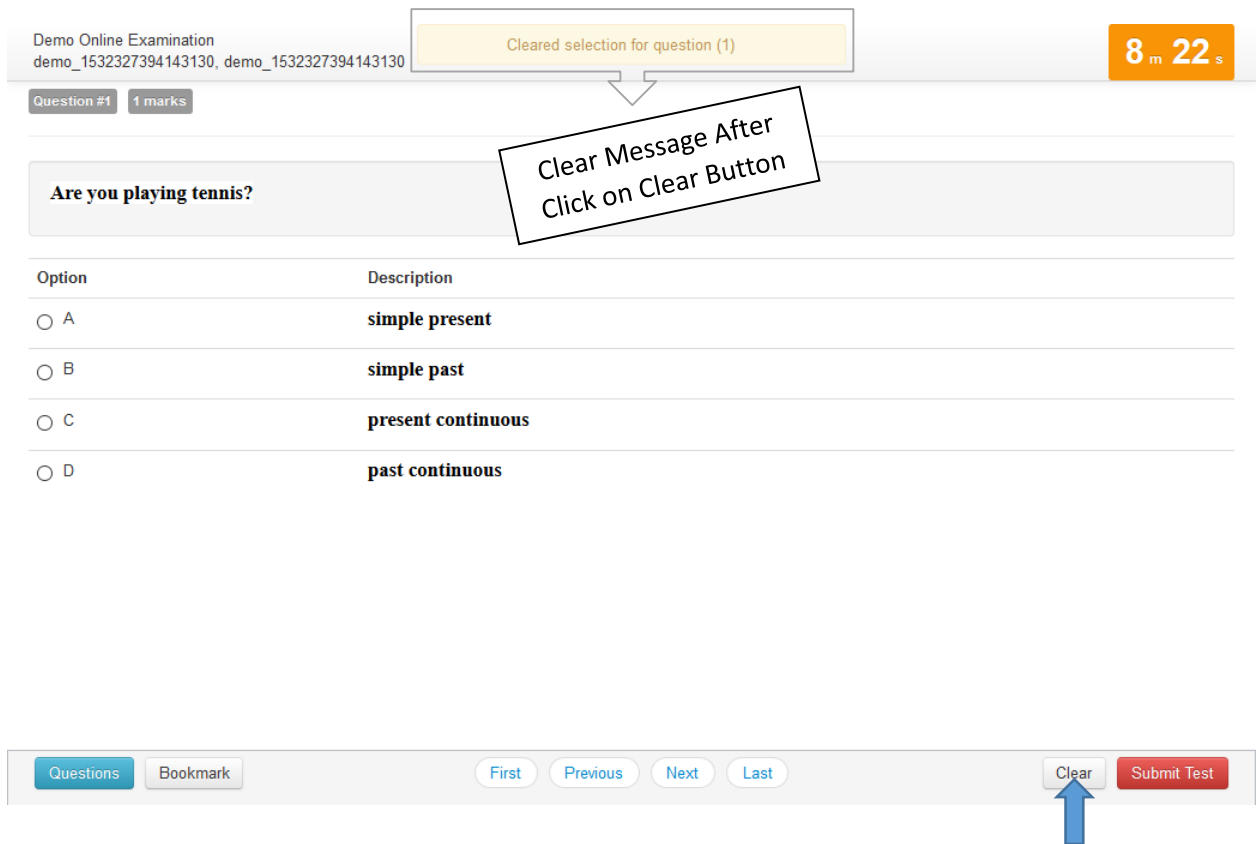
Question #1 1 marks

Are you playing tennis?

Option	Description
<input type="radio"/> A	simple present
<input type="radio"/> B	simple past
<input type="radio"/> C	present continuous
<input type="radio"/> D	past continuous

Clear Message After Click on Clear Button

Questions Bookmark First Previous Next Last Clear Submit Test



➤ Clear Option

Clicking on “Clear” button deselects the option for the displayed question if the user has selected one. If no option was selected, this button does not have any effect.

➤ Clear Message

A light yellow bar confirming clear appears on top of the page if the option was cleared for the question successfully.

List of Question

1 B	2	3	4	5 B	6
7	8	9	10	11	12
13	14	15			



List of Question with its state

Questions Bookmark First Previous Next Last Clear Submit Test




➤ **Questions Button**

Clicking on “Questions” button shows list of questions and their state.

➤ **List of Questions**

This section/table shows all questions along with option selected by the user for each question. It also shows bookmarks if any. Question numbers are clickable and will take the user directly to the clicked question.

Demo Online Examination
demo_1532327394143130_demo

Question #1 1 marks 


Bookmark Icon, it indicates question is bookmark for review

3 m 40 s

Are you playing tennis?

Option	Description
<input type="radio"/> A	simple present
<input checked="" type="radio"/> B	simple past
<input type="radio"/> C	present continuous
<input type="radio"/> D	past continuous

Questions **Bookmark** First Previous Next Last Clear **Submit Test**



➤ **Bookmark Button**

Clicking on “Bookmark” button marks the displayed question with bookmark icon. Bookmarks are useful if user wants to revisit a question later.

➤ **Bookmark Icon**

Bookmark icon is displayed in the question information section of the page alongside question number and marks.

Demo Online Examination
demo_1532327394143130, demo_1532327394143130

3 m 40 s

Question #1 1 marks

Are you playing tennis?

Option	Description
<input type="radio"/> A	simple present
<input checked="" type="radio"/> B	simple past
<input type="radio"/> C	present continuous
<input type="radio"/> D	past continuous

Questions

Bookmark

First

Previous

Next

Last

Clear

Submit Test

Submit Button

➤ Submit Button

User may click on “Submit Test” button if user wants to submit/end test before timer expires. If time expires, user’s exam is submitted automatically.

IMPORTANT NOTICE

Are you sure you want to submit this test? You will not be able to take this test again.

Submit Test
Confirmation

➤ **Submit Confirmation Message**

A confirmation message is displayed before submitting the test. User should choose carefully. Once test is submitted, there is no way to restart the test and user's exam is considered completed.